


C3227a - TOOWONG KIA & MITSUBISHI

C3227a-0002(C).xls

ELECTRICAL EQUIPMENT SCHEDULE

REVISION C - 17 JANUARY 2025

THE EQUIPMENT SUPPLIER CONTACT DETAILS MAY BE AVAILABLE ON THE EDG WEBSITE VIA THE FOLLOWING LINK www.edg.net.au/links.html					
TYPE	LAMPS	DESCRIPTION	COLOUR / ACCESSORY	CATALOGUE No	REV
L1	RED LED	FLUSH RECESSED LED FLEX AS PER THE L1 LIGHTING ELEVATION C/W REMOTE DRIVER / POWER SUPPLY MOUNTING AS PER THE ARCHITECTURAL DETAIL	RED	HAWKO PH VB 1617C/W SURRATED MOUNTS AS REQUIRED	B
L2	3000K LED 25W / M	FLUSH CEILING RECESSED EXTRUSION C/W OPAL DIFFUSER REMOTE DRIVERS	POWDER COATED	HAWKO H3535RC	C
L3	3000K LED 25W / M	FLUSH RECESSED EXTRUSION C/W OPAL DIFFUSER RUNNING VERTICALLY AS PER THE ELEVATIONS. ALLOW THE L3 TO BE CURVED AND RUN INTO THE L2 ABOVE REMOTE DRIVERS	POWDER COATED	HAWKO H3535RC	C
L4	2 X 22W 4000K LED EACH	TWO HEAD RECTANGULAR DOWNLIGHT FITTING C/W REMOTE DRIVER MOUNT THE FITTING IN THE CEILING RECESS	BLACK	GAMMA ILLUMINATION SNOVO 1607-2L*4K*22W	A
L5	45W 4000K LED	RECESSED DOWNLIGHT C/W REMOTE DRIVER	WHITE	GAMMA ILLUMINATION MERCURY 1288-4K-45W	A
L6	13W 4000K LED	RECESSED 55 DEG BEAM DOWNLIGHT C/W REMOTE DRIVER	WHITE TRIM	GAMMA ILLUMINATION MYLO 1004-VWFL-4K-13W	A
L7	22W LED 3000K	RECESSED DOWNLIGHT C/W REMOTE DRIVER	WHITE	GAMMA ILLUMINATION COBALT 1402-3K-22W	C
L8	28W LED 3000K	RECESSED DOWNLIGHT C/W REMOTE DRIVER	WHITE	GAMMA ILLUMINATION COBALT 1403-3K-28W	C
L9	36W LED 4000K	1200 LONG IP65 DIFFUSED BATTEN C/W INTEGRAL ELECTRONIC CONTROL GEAR AND A NON MAINTAINED AS2293 EMERGENCY PACK SUSPENDED / SURFACE MOUNTED AS REQUIRED. THE L9 FITTINGS ARE NOT SWITCHED AND ARE TO ONLY OPERATE UPON POWER SUPPLY FAILURE IN ACCORDANCE WITH AS2293	NA	GAMMA STORM 1558-CCT-36	C
L10	34W 4000K LED	300 X 1200 LAY IN FLAT PLATE LED FITTING C/W REMOTE DRIVER AND RECESSED PB KIT	WHITE TRIM	GAMMA ILLUMINATION AXIS 1549-4K-34W C/W FLUSH RECESS PB KIT	A
L11	16W / M 5700K LED CRI 90	ROD SUSPENDED RECTANGULAR EXTRUSION WITH CURVED CORNERS INTEGRAL DRIVER AND OPAL DIFFUSER	SILVER	HAWKO H5075C	C
L12	NOT USED				B



C3227a - TOOWONG KIA & MITSUBISHI


C3227a-0002(C).xls

ELECTRICAL EQUIPMENT SCHEDULE

REVISION C - 17 JANUARY 2025

THE EQUIPMENT SUPPLIER CONTACT DETAILS MAY BE AVAILABLE ON THE EDG WEBSITE VIA THE FOLLOWING LINK
www.edg.net.au/links.html

TYPE	LAMPS	DESCRIPTION	COLOUR / ACCESSORY	CATALOGUE No	REV
L13	22W LED 4000K	WALL MOUNTED RECTANGULAR DOWN LIGHT C/W INTEGRAL DRIVER MOUNT 300 ABOVE THE DOOR HEAD	BLACK	GAMMA ILLUMINATION TOMMASO 1276-4K-22W 1403-4K-28W	A
L14	100W 4000K LED	LOWER OUTPUT SUSPENDED HIGH BAY C/W INTEGRAL DRIVER SUSPEND AS HIGH AS PRACTICAL	BLACK	GAMMA ILLUMINATION ORBIT 881538-4K-WFL	A
L15	150W 4000K LED	HIGHER OUTPUT SUSPENDED HIGH BAY C/W INTEGRAL DRIVER SUSPEND AS HIGH AS PRACTICAL	BLACK	GAMMA ILLUMINATION ORBIT 881483-4K-WFL	A
L16		A SINGLE HORIZONTAL RUN UNDER THE OVERHEAD CUPBOARDS HARD AGAINST THE SPLASHBACK LED STRIP LIGHT 4000K WHITE LEDS AT 12MM SPACING WITH REMOTE CONTROL GEAR. THE SUPPLIER IS TO CUT / JOIN THE LED STRIPS TO SUIT THE SITE DIMENSIONS. DO NOT CUT THE LED STRIPS ON SITE SCREW FIX THE ALUMINIUM SUPPORT IN PLACE.		NEON PRODUCTS AUSTRALIA LF-DFB-NW-300-12 + PR-LIN172153-F	A
L17	41W 2700K	1800 LONG KIA RECEPTION PENDANT CONFIRM THE SUSPENSION ON SITE WITH THE ARCHITECT	GREY NICKEL	VIBIA PALMA HORIZONTAL PENDANT LAMP 3736	B
E1	LED	EMERGENCY LIGHT: RECESSED NON-MAINTAINED EMERGENCY LIGHT. AS2293 CLASSIFICATION C0-D40 - C90-D40.	WHITE	STANILITE SF1LEDP LITHIUM BATTERY	A
EX	LED	EXIT LIGHT: MAINTAINED 24M VIEWING DISTANCE EXIT LIGHT C/W DIFFUSERS & DIRECTIONAL ARROWS AS SHOWN AND A IP56 HOUSING CEILING OR WALL MOUNT BETWEEN 2100mm & 2700mm AFFL IF THERE IS NO VERTICAL SURFACE TO MOUNT THE FITTING ON WITHIN THIS RANGE CONFIRM THE MOUNTING HEIGHT WITH THE ENGINEER. AS2293 CLASSIFICATION C0-D3.2 - C90-E2.	WHITE LOGO GREEN BACKGROUND WHITE BODY	STANILITE PLQLEDP LITHIUM BATTERY	A
PROXIMITY DETECTOR SWITCH (PD)		ADJUSTABLE FLUSH RECESSED 360 DEGREE PIR PRESENCE DETECTOR TO OPERATE THE ASSOCIATED LIGHTS FOR A PRE-SET AMOUNT OF TIME. ADJUST THE TIME AND SENSITIVITY ON SITE AS DIRECTED BY THE ENGINEER. SUBMIT DETAILS OF THE MOVEMENT DETECTOR SWITCH FOR APPROVAL PRIOR TO ORDERING	WHITE	CLIPSAL	A
LIGHTING CONTROL SWITCH PANEL (SP1)		WALL MOUNTED MULTI GANG SWITCH PANEL TO CONTAIN LABELLED SWITCHES AS PER THE SP1 DETAIL. PROVIDE BLACK ENGRAVING ON THE FACEPLATE TO INDICATE THE SWITCH USE. PROVIDE A SHOP DRAWING OF SP1 FOR APPROVAL.	WHITE	CLIPSAL C2000 SERIES	B




C3227a - TOOWONG KIA & MITSUBISHI

C3227a-0002(C).xls

ELECTRICAL EQUIPMENT SCHEDULE

REVISION C - 17 JANUARY 2025

THE EQUIPMENT SUPPLIER CONTACT DETAILS MAY BE AVAILABLE ON THE EDG WEBSITE VIA THE FOLLOWING LINK www.edg.net.au/links.html					
TYPE	LAMPS	DESCRIPTION	COLOUR / ACCESSORY	CATALOGUE No	REV
LIGHTING CONTROL SWITCH PANEL (SP2)		WALL MOUNTED MULTI GANG SWITCH PANEL TO CONTAIN LABELLED SWITCHES AS PER THE SP2 DETAIL. PROVIDE BLACK ENGRAVING ON THE FACEPLATE TO INDICATE THE SWITCH USE. PROVIDE A SHOP DRAWING OF SP2 FOR APPROVAL.	WHITE	CLIPSAL C2000 SERIES	B
LIGHTING CONTROL SWITCH PANEL (SP3)		WALL MOUNTED MULTI GANG SWITCH PANEL TO CONTAIN LABELLED SWITCHES AS PER THE SP3 DETAIL. PROVIDE BLACK ENGRAVING ON THE FACEPLATE TO INDICATE THE SWITCH USE. PROVIDE A SHOP DRAWING OF SP3 FOR APPROVAL.	WHITE	CLIPSAL C2000 SERIES	B
LIGHTING CONTROL SWITCH PANEL (SPK)		WALL MOUNTED MULTI GANG SWITCH PANEL TO CONTAIN LABELLED SWITCHES AS PER THE SPK DETAIL. PROVIDE BLACK ENGRAVING ON THE FACEPLATE TO INDICATE THE SWITCH USE. PROVIDE A SHOP DRAWING OF SPK FOR APPROVAL.	WHITE	CLIPSAL C2000 SERIES	B
CHANNEL x		CONTROL CHANNEL WITH A NUMERICAL REFERENCE. REFER TO THE POWER AND LIGHTING CONTROL SCHEMATIC / SCHEDULE			B
SINGLE POWER OUTLET		SINGLE POWER OUTLET C/W CIRCUIT IDENTIFICATION ON THE FACEPLATE BEHIND THE SURROUND MOUNT AT 300 AFFL U.N.O.	WHITE GENERAL WORKSHOP BLACK	CLIPSAL C2000 SERIES	A
DOUBLE POWER OUTLET		DOUBLE POWER OUTLET C/W CIRCUIT IDENTIFICATION ON THE FACEPLATE BEHIND THE SURROUND MOUNT AT 300 AFFL U.N.O	WHITE GENERAL WORKSHOP BLACK	CLIPSAL C2000 SERIES	A
SPECIAL PURPOSE OUTLET		SPECIAL PURPOSE OUTLET TYPE AS NOTED. MOUNT AT 1350mm AFFL U.N.O. RATING 20A U.N.O. CONNECT TO EQUIPMENT VIA FLEXIBLE CONDUIT.			A
WEATHERPROOF POWER OUTLET (WP)		IP54 WEATHERPROOF SINGLE / DOUBLE POWER OUTLET AS NOTED ON DRAWING C/W COVER FLAP OVER SOCKET. MOUNT AT MINIMUM 1100mm AFFL U.N.O. RATING 10A U.N.O.	-	CLIPSAL WSCF227F	A
SINGLE-PHASE ISOLATOR		SINGLE-PHASE WEATHERPROOF ISOLATOR. MOUNT AT 1350mm AFFL U.N.O. RATING 20A U.N.O. CONNECT TO EQUIPMENT VIA FLEXIBLE CONDUIT.	-	CLIPSAL WHT20	A
THREE-PHASE ISOLATOR		THREE-PHASE WEATHERPROOF ISOLATOR. MOUNT AT 1350mm AFFL U.N.O. RATING 20A U.N.O. CONNECT TO EQUIPMENT VIA FLEXIBLE CONDUIT. "RSD" DENOTES ROLLER SHUTTER DOOR SUPPLY - COORDINATE LOCATION ONSITE WITH MOTOR.	-	CLIPSAL WHT35	A



ELECTRICAL DESIGN GROUP

ELECTRICAL BUILDING SERVICES CONSULTANTS

P.O. Box 15, SHERWOOD Q. 4075

Phone: (07) 3278 4375 Fax: (07) 3716 0222

Web Site: www.edg.net.au Email: brisbane@edg.net.au

C3227a - TOOWONG KIA & MITSUBISHI

C3227a-0002(C).xls


ELECTRICAL EQUIPMENT SCHEDULE

REVISION C - 17 JANUARY 2025

THE EQUIPMENT SUPPLIER CONTACT DETAILS MAY BE AVAILABLE ON THE EDG WEBSITE VIA THE FOLLOWING LINK www.edg.net.au/links.html					
TYPE	LAMPS	DESCRIPTION	COLOUR / ACCESSORY	CATALOGUE No	REV
HAND DRYER CONNECTION (HD)		20A ISOLATING SWITCH WALL MOUNTED AT 2400mm AFFL AND CONNECTED TO THE HAND DRYER UNIT AS PER DETAIL.	WHITE	CLIPSAL C2000 SERIES 30USM	A
EV CHARGER (EVx)		CONNECT THE CIRCUIT TO THE EV CHARGER AS PER THE EV CHARGER INSTRUCTIONS			A
CAT 6 COMMUNICATIONS OUTLET		RJ45 CAT-6 COMMUNICATIONS OUTLET, CABLED BACK TO THE COMMUNICATIONS RACK CR-A TERMINATED ONTO FACILITY PATCH PANELS VIA 4-PAIR CAT-6 UTP CABLE. MOUNT UP TO 3 RJ45 OUTLETS PER MULTI-GANG FACEPLATE WITH SEPARATE PERMANENT LABELLING FOR EACH OUTLET. MOUNT AT 300 AFFL U.N.O.	WHITE GENERAL WORKSHOP BLACK	CLIPSAL C2000 SERIES KRONE JACK C/W SHUTTER	A
WEATHERPROOF COMMUNICATIONS OUTLET (WP)		COMMUNICATIONS OUTLET AS PER THE COMMUNICATIONS OUTLET DESCRIPTION, MOUNTED WITHIN A WEATHERPROOF ENCLOSURE.	WHITE	CLIPSAL 255 SERIES	B
DB-A		REPLACE THE EXISTING DISTRIBUTION BOARD DB-A REFER TO THE NOTES AND DISTRIBUTION BOARD DB-A SCHEDULE FOR ADDITIONAL INFORMATION AND REQUIREMENTS. PROVIDE A SHOP DRAWING OF THE DB FOR APPROVAL. REMOVE ALL EXISTING CIRCUITS AND CABLING MADE REDUNDANT BY THE WORKS. REMOVE THE SWITCH AND SUBMAIN THAT PASSES THROUGH THE EXISTING DB-A TO DB-2			A
DB-K		NEW DISTRIBUTION BOARD DB-K REFER TO THE NOTES AND DISTRIBUTION BOARD DB-A SCHEDULE FOR ADDITIONAL INFORMATION AND REQUIREMENTS. PROVIDE A SHOP DRAWING OF THE DB FOR APPROVAL.			A
DB-1		NEW DISTRIBUTION BOARD DB-1 TO REPLACE ALL OF THE EXISTING MSB CIRCUITS. REMOVE ALL EXISTING CIRCUITS AND CABLING MADE REDUNDANT BY THE WORKS. RECONNECT ALL OF THE EXISTING CIRCUITS THAT REMAIN WITH NEW AS3000 COMPLIANT SWITCHGEAR THAT MATCHES THE EXISTING IN CAPACITY AND FUNCTION. REFER TO THE NOTES FOR ADDITIONAL INFORMATION AND REQUIREMENTS. PROVIDE A SHOP DRAWING OF THE DB FOR APPROVAL.			A
DB-2		EXISTING DISTRIBUTION BOARD DB-K TO REMAIN AS IS AND BE PROVIDED WITH A NEW SUPPLY FROM THE NEW MSB AS PER THE SCHEMATIC.			A
MSB		REPLACE THE EXISTING MSB WITH A NEW FLOOR MOUNTED MAIN SWITCHBOARD SECURED TO THE WALL REFER TO THE SCHEMATIC AND NOTES FOR ADDITIONAL INFORMATION AND REQUIREMENTS. PROVIDE A SHOP DRAWING OF THE MSB FOR APPROVAL.			A
METER (M)		UPGRADE THE EXISTING ENERGEX REVENUE METER INTO THE NEW MSB.			A
MSSB		SHOWROOM MECHANICAL SERVICES SWITCHBOARD PROVIDED BY THE MECHANICAL SUB CONTRACTOR. COORDINATE THE SUBMAIN CONNECTION WITH THE MECHANICAL SUB CONTRACTOR ON SITE.			B
MSSB-WS		WORKSHOP MECHANICAL SERVICES SWITCHBOARD PROVIDED BY THE MECHANICAL SUB CONTRACTOR. COORDINATE THE SUBMAIN CONNECTION WITH THE MECHANICAL SUB CONTRACTOR ON SITE.			B

C3227a-0002(C).xls

Pages inc. any attach. 4 of 5



ELECTRICAL DESIGN GROUP

ELECTRICAL BUILDING SERVICES CONSULTANTS

P.O. Box 15, SHERWOOD Q. 4075

Phone: (07) 3278 4375 Fax: (07) 3716 0222

Web Site: www.edg.net.au Email: brisbane@edg.net.au

C3227a - TOOWONG KIA & MITSUBISHI

C3227a-0002(C).xls

ELECTRICAL EQUIPMENT SCHEDULE

REVISION C - 17 JANUARY 2025

THE EQUIPMENT SUPPLIER CONTACT DETAILS MAY BE AVAILABLE ON THE EDG WEBSITE VIA THE FOLLOWING LINK
www.edg.net.au/links.html

TYPE	LAMPS	DESCRIPTION	COLOUR / ACCESSORY	CATALOGUE No	REV
FLOOR BOX (FB1)		INSITU FLUSH FLOOR BOX C/W A DOUBLE GPOS+ 2 COMMUNICATIONS OUTLETS ON THE SAME FACEPLATE . PROVIDE A 32 DIA CONDUIT C/W A SPARE DRAW WIRE FROM THE REAR OF THE COMMUNICATIONS FACEPLATE TO THE CEILING SPACE ABOVE THE COMMUNICATIONS RACK CR-A. PROVIDE THE GPOS AND COMMUNICATIONS OUTLETS AS PER THE STANDARD DESCRIPTIONS.	STAINLESS STEEL	ECD FB2SHD	B
SIGN CONNECTION		COORDINATE THE LOCATION AND CONNECTION WITH THE SIGN CONTRACTOR ENSURING THE GPO / ISOLATORS ARE PROVIDED WITH APPROPRIATE WEATHER PROTECTION AND ARE CONCEALED FROM VIEW.			B
COMMUNICATIONS RACK CR-A		EXISTING COMMUNICATIONS RACK TO BE UPGRADED AS NECESSARY AND PROVIDED WITH ADDITIONAL PATCH PANELS TO ACCOMMODATE THE ADDITIONAL COMMUNICATIONS OUTLETS. REMOVE ALL REDUNDANT CABLING AND UPDATE THE PORT NUMBERING.			A